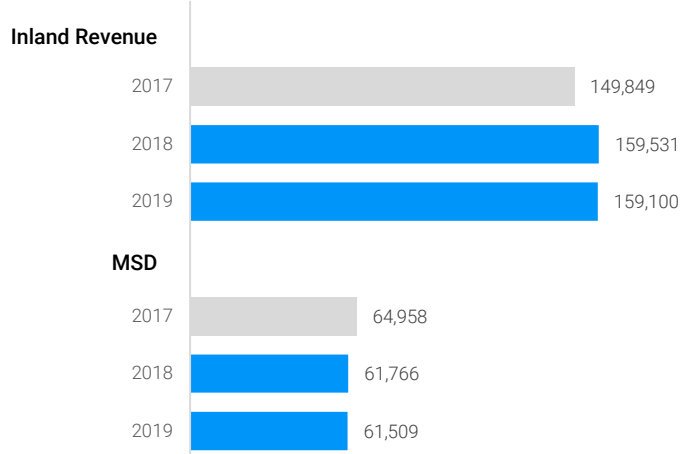


The package boosted incomes of low- and middle-income families...

- Trends to date show **more families received a weekly or fortnightly Family Tax Credit payment** from Inland Revenue, and slightly fewer received one from MSD (Figure 1).
- There was an **increase in the average amount** a recipient received from Inland Revenue from \$117 per week at the end of June 2017 to \$157 at the end of June 2019.
- There was an **increase in the average amount** a recipient received from MSD from \$147 per week at the end of June 2017 to \$188 at the end of June 2019.

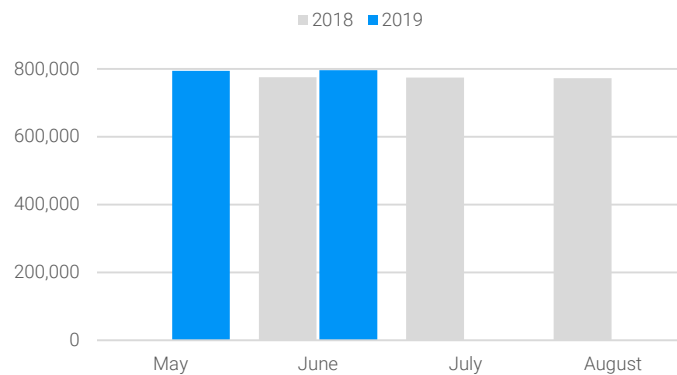
Figure 1: Number of Family Tax Credit recipients during the last payment period of June, last three years



The Winter Energy Payment has been helping many people in winter months...

- During the first year of the payment, 774,000 recipients, on average, received the Winter Energy Payment. **This has increased this year to 796,000** recipients as at the end of June 2019 (Figure 2).
- Once we include the eligible partners of recipients, there are just under 1.07 million people being helped by the Winter Energy Payment.

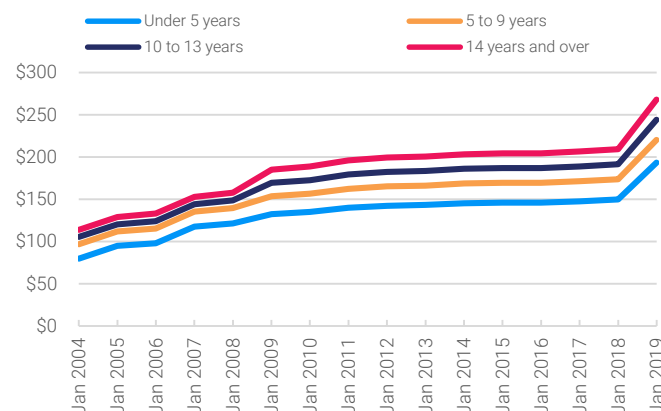
Figure 2: Number of Winter Energy Payment recipients, by month



There has been an increase in the amount that Orphan's and Unsupported Child's Benefit caregivers are receiving...

- More carers are receiving either an Orphan's Benefit or Unsupported Child's Benefit**, as part of a trend in receipt that predates the Families Package.
- These carers are receiving more per week** thanks to the increase in payment rates as part of the Families Package, and the introduction of the Clothing Allowance (Figure 3).
- This saw monthly expenditure on Orphan's Benefit and Unsupported Child's Benefit increase from \$13.7 million in June 2018 to \$17.1 million in July 2018.

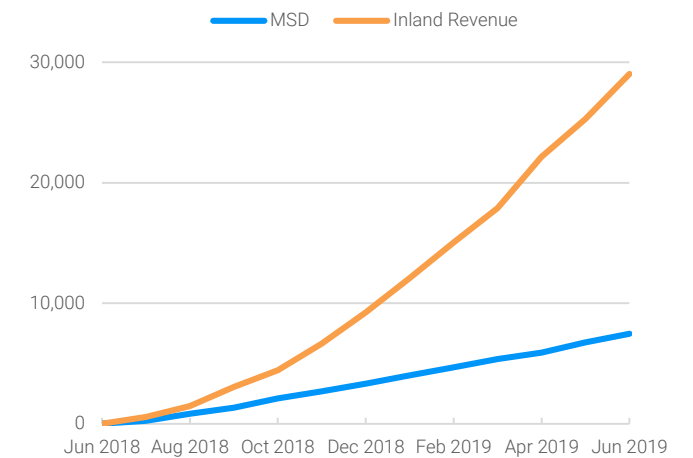
Figure 3: Weekly payment rates, by age of child



The Best Start tax credit helped over 36,000 families in its first year...

- During the last payment period of June 2019, **29,000 people** were receiving a Best Start payment from Inland Revenue, while **7,400 people** were receiving a payment from MSD (Figure 4).
- The number of families receiving a Best Start tax credit at any point in time will continue to increase for the next two years, before starting to stabilise in the second half of 2021 as the first cohort of children start to age out of the scheme.

Figure 4: Number of Best Start recipients since implementation



The increased payment rates for Accommodation Supplement and Accommodation Benefit have resulted in people getting noticeably more money per week...

- The number of Accommodation Supplement recipients **has increased**.
- There was an accompanying **fall in the number of Accommodation Supplement recipients who also received Temporary Additional Support or Special Benefit** (Figure 5).
- The average amount an Accommodation Supplement recipient receives weekly has **increased from \$71 at the end of June 2017, to \$98 at the end of June 2019**.
- The percentage of people receiving the **maximum amount of Accommodation Supplement fell** at the implementation of the Families Package changes (Figure 6). Since then this percentage has started to grow.
- There was a **fall in numbers of students receiving an Accommodation Benefit** from 37,117 in the year to 30 June 2017, to 35,082 in the year to 30 June 2019.
- The increase of the maximum rate of Accommodation Benefit from \$40 to \$60 on 1 April 2018 has **increased overall expenditure** on the payment.

Figure 5: Number of Accommodation Supplement recipients also getting Temporary Additional Support or Special Benefit, since 2004

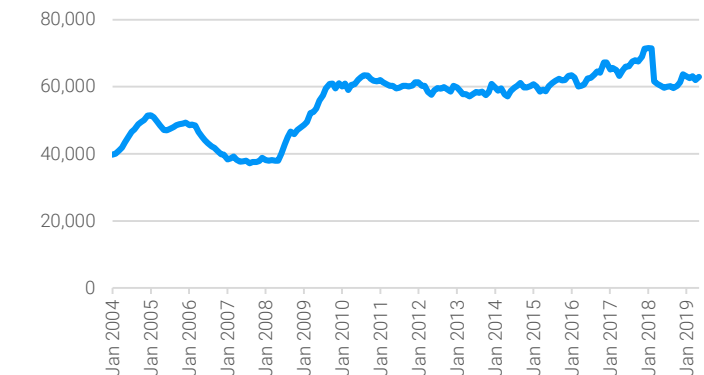


Figure 6: Percentage of people receiving the maximum Accommodation Supplement, since 2004

